

ICRA INDICES FOR MARCH 2019
AND
CONSOLIDATED FACT SHEETS

ICRA INDICES FOR MAR 2019

INDEX VALUES AS ON MAR 25, 2019

DATE	INDEX NAME	INDEX VALUE	MD
25-Mar-19	ICRA COMPOSITE GILT INDEX	1919.5939	6.1344
25-Mar-19	ICRA AAA COMPOSITE BOND INDEX	2220.3062	4.7868
25-Mar-19	ICRA LIQUID INDEX	2131.4452	0.1191
25-Mar-19	ICRA COMPOSITE BOND FUND INDEX	2142.3183	4.9317
25-Mar-19	ICRA 10 YEAR GILT INDEX	1659.7206	6.8218

FACT SHEETS FOR MARCH 2019

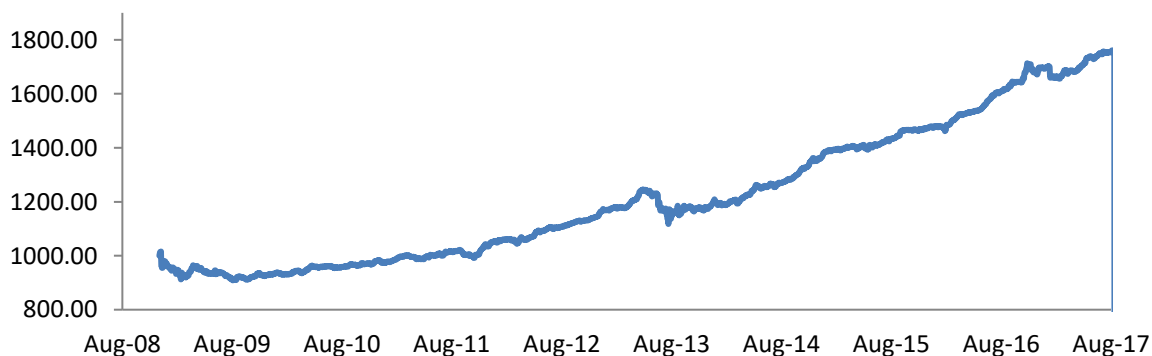
ICRA COMPOSITE GILT INDEX

ICRA Composite Gilt Index tracks the performance of a portfolio comprising of the most liquid government securities with residual maturity greater than 1 year

INDEX FEATURES

- ✘ Index is marked to market on a daily basis using 'IMaCS Gilt Valuation'
- ✘ Total Return Index which captures the clean price and the coupon returns of the underlying constituents
- ✘ All interim cash flows assumed to be reinvested in the index in the same proportion of the security allocations i.e. zero allocation to cash to all points of time.
- ✘ Index values are available on a daily basis including weekend and holidays.

ICRA COMPOSITE GILT INDEX



ICRA COMPOSITE GILT INDEX CONTRIBUTION – MARCH 01, 2019

INDEX	ISIN	SECURITY NAME	COUPON	REDEMPTION DATE	WEIGHT
G-SEC LONG	IN0020170174	07.17 GS 2028	7.17%	08-Jan-28	5.00%
	IN0020180454	07.26 GS 2029	7.26%	14-Jan-29	0.71%
	IN0020060078	08.24 GS 2027	8.24%	15-Feb-27	4.66%
	IN0020050012	07.40 GS 2035	7.40%	09-Sep-35	4.12%
	IN0020020106	07.95 GS 2032	7.95%	28-Aug-32	4.60%
	IN0020170042	06.68 GS 2031	6.68%	17-Sep-31	4.12%
	IN0020140052	08.24 GS 2033	8.24%	10-Nov-33	4.30%
	IN0020150077	07.72 GS 2055	7.72%	26-Oct-55	3.93%
	IN0020140078	08.17 GS 2044	8.17%	01-Dec-44	4.20%
	IN0020150069	07.59 GS 2029	7.59%	20-Mar-29	4.25%
	IN0020160019	07.61 GS 2030	7.61%	09-May-30	3.76%
	IN0020150044	08.13 GS 2045	8.13%	22-Jun-45	4.33%
	IN0020140011	08.60 GS 2028	8.60%	02-Jun-28	3.71%
	IN0020150028	07.88 GS 2030	7.88%	19-Mar-30	3.93%
	IN0020040039	07.50 GS 2034	7.50%	10-Aug-34	4.38%
G-SEC MEDIUM	IN0020180025	07.37 GS 2023	7.73%	16-Apr-23	0.90%
	IN0020180488	07.32 GS 2024	7.32%	28-Jan-24	0.23%
	IN0020160050	06.84 GS 2022	6.84%	19-Dec-22	2.23%
	IN0020150093	07.59 GS 2026	7.59%	11-Jan-26	2.68%
	IN0020130012	07.16 GS 2023	7.16%	20-May-23	1.74%
	IN0020020072	08.35 GS 2022	8.35%	14-May-22	1.73%
	IN0020090034	07.35 GS 2024	7.35%	22-Jun-24	2.03%
	IN0020140045	08.40 GS 2024	8.40%	28-Jul-24	2.03%
	IN0020150010	07.68 GS 2023	7.68%	15-Dec-23	1.98%
	IN0020060037	08.20 GS 2022	8.20%	15-Feb-22	1.30%
	IN0020030055	06.17 GS 2023	6.17%	12-Jun-23	0.32%
	IN0020120047	08.20 GS 2025	8.20%	24-Sep-25	2.03%
	IN0020120013	08.15 GS 2022	8.15%	11-Jun-22	1.87%
	IN0020130061	08.83 GS 2023	8.83%	25-Nov-23	1.87%
	IN0020110048	09.15 GS 2024	9.15%	14-Nov-24	2.07%
G-SEC SHORT	IN0020060318	07.94 GS 2021	7.94%	24-May-21	1.56%
	IN0020100015	07.80 GS 2020	7.80%	03-May-20	2.37%
	IN0020110022	07.80 GS 2021	7.80%	11-Apr-21	2.13%
	IN0020110030	08.79 GS 2021	8.79%	08-Nov-21	2.62%
	IN0020120054	08.12 GS 2020	8.12%	10-Dec-20	2.40%
	IN0020140029	08.27 GS 2020	8.27%	09-Jun-20	2.30%
	IN0020180017	06.65 GS 2020	6.68%	09-Apr-20	1.37%
IN0020180470	07.00 GS 2021	7.00%	21-Jan-21	0.25%	

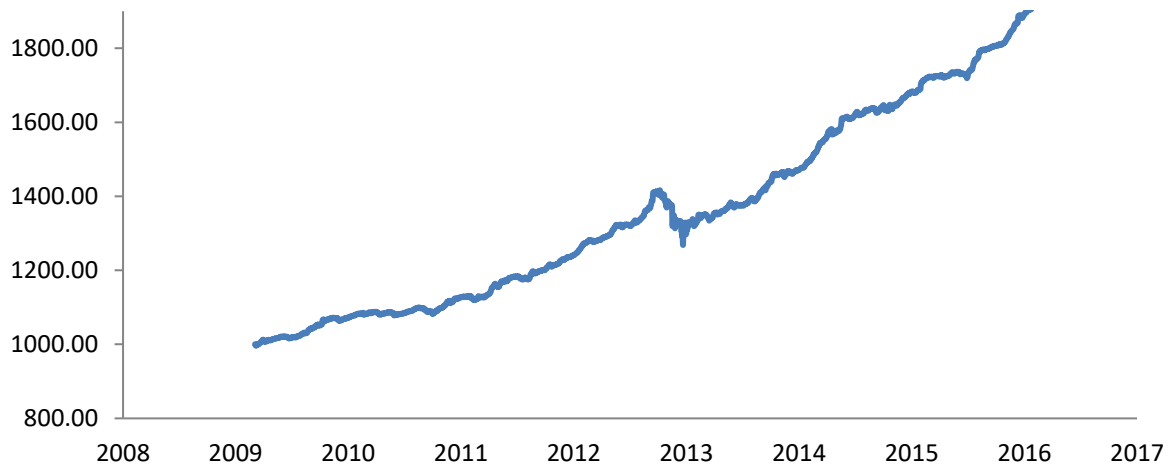
ICRA AAA COMPOSITE BOND INDEX

ICRAAAA Composite Bond Index tracks the performance of a portfolio comprising of the most liquid Corporate Bond securities with residual maturity greater than 1 year

INDEX FEATURES

- ✗ Index is marked to market on a daily Basis using 'IMaCS Corporate Bond Valuation'
- ✗ Total Return Index which captures the clean price And the coupon returns of the underlying constituents
- ✗ All interim cash flows assumed to be reinvested in The index in the same proportion of the security Allocations i.e. zero allocation to cash to all points of time.
- ✗ Index values are available on a daily basis including weekends and holidays.

ICRA AAA COMPOSITE BOND INDEX



ICRA AAA COMPOSITE BOND INDEX CONTRIBUTION – MARCH 01, 2019

INDEX	ISIN	SECURITY NAME	REDEMPTION DATE	WEIGHT
AAA LONG	INE787H07057	INDIA INFRASTRUCTURE FINANCE COMPANY LIMITED SR-X-A 9.41 NCD 27JL37 FVRS10LACLOAUPTO22OT12	27-Jul-37	3.33%
	INE261F08AZ1	NATIONAL BANK FOR AGRICULTURE AND RURAL DEVELOPMENT SERIES LTIF 3D 8.54 BD 30JN34 FVRS10LAC	30-Jan-34	3.33%
	INE040A08369	HDFC BANK LIMITED SR-1 7.95 BD 21SP26 FVRS10LAC	21-Sep-26	3.33%
	INE514E08FG5	EXPORT IMPORT BANK OF INDIA SR-T-06 7.62 BD 01SP26 FVRS10LAC	01-Sep-26	3.33%
	INE031A08681	HOUSING AND URBAN DEVELOPMENT CORPORATION LIMITED SR IV 2018 8.58 LOA 14FB29 FVRS10LAC	14-Feb-29	3.33%
	INE752E08551	POWER GRID CORPORATION OF INDIA LIMITED SR I 8.24 LOA 14FB29 FVRS10LAC	14-Feb-29	3.33%
	INE115A07NU6	LICHF 08.80% (Tranche 376) 25-Jan-2029	25-Jan-29	3.33%
	INE774D08MA6	MAHINDRA AND MAHINDRA FINANCIAL SERVICES LIMITED	06-Jun-26	3.33%
	INE906B07GO3	NATIONAL HIGHWAYS AUTHORITY OF INDIA SERIES V 8.49 BD 05FB29 FVRS10LAC	05-Feb-29	3.33%
	INE090A08TT8	ICICI BANK LIMITED SR- DMY16LB 8.4 BD 13MY26 FVRS10LAC	13-May-26	3.33%
	INE020B08BJ2	RECL 08.80% (Series VI) 22-Jan-2029	22-Jan-29	3.33%
	INE848E07AN6	NHPC LIMITED	08-Feb-29	3.33%
	INE053F07AC3	INDIAN RAILWAY FINANCE CORPORATION LIMITED SR-123 7.33 BD 28AG27 FVRS10LAC LOAUPTO28SP17	28-Aug-27	3.33%
	INE017A08268	THE GREAT EASTERN SHIPPING COMPANY LIMITED	10-Nov-26	3.33%
	INE733E07K19	NTPC LIMITED SR-66 7.37 BD 14DC31 FVRS10LAC LOAUPTO27FB17	14-Dec-31	3.33%
AAA MEDIUM	INE002A08500	RELIANCE INDUSTRIES LIMITED SR-D 7.17 NCD 08NV22 FVRS10LAC LOAUPTO21NV17	08-Nov-22	1.67%
	INE017A08243	THE GREAT EASTERN SHIPPING COMPANY LIMITED	31-May-25	1.67%
	INE514E08DP1	EXPORT IMPORT BANK OF INDIA SR-R-01 9.65 BD 04AP24 FVRS10LAC	04-Apr-24	1.67%
	INE906B07FG1	NATIONAL HIGHWAYS AUTHORITY OF INDIA SR V 7.6 BD 18MR22 FVRS10LAC	18-Mar-22	1.67%
	INE756I07CK4	HDB FINANCIAL SERVICES LIMITED SRA/1(FX)131 8.8317 NCD 04MY22 FVRS10LAC	04-May-22	1.67%
	INE020B08740	RURAL ELECTRIFICATION CORPORATION LIMITED SR-107 9.35 BD 15JU22 FVRS10LAC	15-Jun-22	1.67%
	INE206D08154	NUCLEAR POWER CORPORATION OF INDIA LIMITED 8.56 NCD 15MR23 FVRS10LAC	15-Mar-23	1.67%
	INE115A07DT9	LIC HOUSING FINANCE LIMITED 8.89 NCD 25AP23 FVRS10LAC LOA UPTO 05JU13	25-Apr-23	1.67%
	INE752E07LY4	POWER GRID CORPORATION OF INDIA LIMITED 8.93 BD 20OT24 FVRS10LAC LOA UPTO 24FB15	20-Oct-24	1.67%
	INE110L07088	RELIANCE JIO INFOCOMM LIMITED	09-Apr-23	1.67%
	INE238A08401	AXIS BANK LIMITED SR-3 7.6 NCD 20OT23 FVRS10LAC	20-Oct-23	1.67%
	INE733E07JO9	NTPC LIMITED SR-53 9.17 BD 22SP24FVRS10LAC LOA UPTO 13NV14	22-Sep-24	1.67%
	INE090A08TU6	ICICI BANK LIMITED SR- DOT16LB 7.6 BD 07OT23 FVRS10LAC	07-Oct-23	1.67%
	INE153A08030	MAHANAGAR TELEPHONE NIGAM LIMITED. SR3A 9.39 BD 26MR24 FVRS10LAC LOA UPTO 12MY14	26-Mar-24	1.67%
	INE936D07075	JAMNAGAR UTILITIES & POWER PRIVATE LIMITED 9.75 NCD 02AG24 FVRS10LAC LOA UPTO 04NV14	02-Aug-24	1.67%
AAA SHORT	INE001A07RP9	HOUSING DEVELOPMENT FINANCE CORPORATION LTD SR U-010 8.62 NCD 15OT20 FVRS10LAC	15-Oct-20	1.67%
	INE020B08BK0	RURAL ELECTRIFICATION CORPORATION LIMITED SR 172 8.57 BD 20AG20 FVRS10LAC	20-Aug-20	1.67%
	INE002A08526	RELIANCE INDUSTRIES LIMITED SR-F 7.07 NCD 24DC20 FVRS10LAC LOAUPTO06DC17	24-Dec-20	1.67%
	INE261F08AM9	NATIONAL BANK FOR AGRICULTURE AND RURAL DEVELOPMENT SR-19 E	03-Aug-21	1.67%

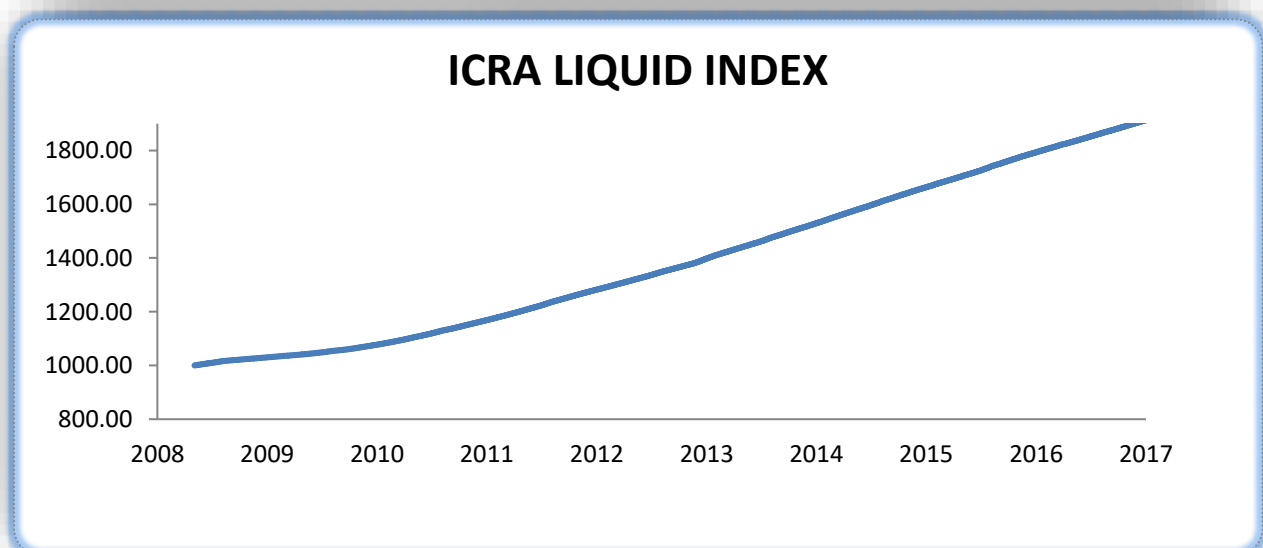
	8.37 BD 03AG21 FVRS10LAC		
INE556F08JH3	SMALL INDUSTRIES DEVELOPMENT BANK OF INDIA SR-IV 8.4 BD 10AG21 FVRS10LAC	10-Aug-21	1.67%
INE134E08JA7	POWER FINANCE CORPORATION LTD. SR-167 7.3 BD 30JU20 FVRS10LAC	30-Jun-20	1.67%
INE756I07CJ6	HDB FINANCIAL SERVICES LIMITED SR 130 8.8044 NCD 10AG20 FVRS10LAC	10-Aug-20	1.67%
INE053F07AK6	INDIAN RAILWAY FINANCE CORPORATION LIMITED	15-Mar-21	1.67%
INE481G08057	ULTRATECH CEMENT LIMITED 8.36 NCD 07JU21 FVRS10LAC	07-Jun-21	1.67%
INE954K08014	AIR INDIA LIMITED 9.13 NCD 26MR20 FVRS10LAC LOA UPTO 15JL10	26-Mar-20	1.67%
INE031A08657	HOUSING AND URBAN DEVELOPMENT CORPORATION LIMITED	09-Jan-22	1.67%
INE906B07FE6	NATIONAL HIGHWAYS AUTHORITY OF INDIA SR III 7.17 BD 23DC21 FVRS10LAC	23-Dec-21	1.67%
INE092T08EL3	IDFC BANK LIMITED	14-Aug-20	1.67%
INE514E08FK7	EXPORT IMPORT BANK OF INDIA SR-T-10 7.09 BD 02MR20 FVRS10LAC	02-Mar-20	1.67%
INE752E07MF1	POWER GRID CORPORATION OF INDIA LIMITED 8.2 BD 23JN22 FVRS10LAC LOA UPTO 19MR15	23-Jan-22	1.67%

ICRA LIQUID INDEX

ICRA Liquid Index tracks the performance of a portfolio comprising of the most liquid money market securities with residual maturity less than 1 year

INDEX FEATURES

- ✎ Index is marked to market on a daily basis using 'IMaCS CPCD Valuation'
- ✎ It is replicable and reflects the dynamic basket of liquid, investable securities
- ✎ The index is a derived index i.e. based on the returns of its constituent indices.
- ✎ Index values are available on a daily basis including weekend and holidays.



ICRA LIQUID INDEX CONTRIBUTION – MARCH 16, 2019

INDEX	ISIN	SECURITY NAME	REDEMPTION DATE	WEIGHT
3 MONTH CD	INE095A16YY0	INDUSIND BANK LIMITED CD 10JUN19	10-Jun-19	0.22%
	INE261F16272	NATIONAL BANK FOR AGRICULTURE AND RURAL DEVELOPMENT CD 11JUN19	11-Jun-19	0.22%
	INE667A16GG0	SYNDICATE BANK CD 10JUN19	10-Jun-19	0.22%
	INE705A16SH1	VIJAYA BANK CD 11JUN19	11-Jun-19	0.22%
	INE092T16ID4	IDFC BANK LIMITED CD 10JUN19	10-Jun-19	0.22%
	INE238A166D9	AXIS BANK LIMITED CD 10JUN19	10-Jun-19	0.22%
	INE141A16YZ9	ORIENTAL BANK OF COMMERCE CD 12JUN19	12-Jun-19	0.22%
	INE476A16SC0	CANARA BANK CD 12JUN19	12-Jun-19	0.22%
	INE090A161S5	ICICI BANK LIMITED CD 17JUN19	17-Jun-19	0.22%
	INE237A168H7	KOTAK MAHINDRA BANK LIMITED CD 19JUN19	19-Jun-19	0.22%
	INE040A16CG9	HDFC BANK LIMITED CD 10JUN19	10-Jun-19	0.22%
	INE556F16457	SMALL INDUSTRIES DEVELOPMENT BANK OF INDIA CD 18JUN19	18-Jun-19	0.22%
	INE434A16PW3	ANDHRA BANK CD 07JUN19	07-Jun-19	0.22%
	INE545U16137	BANDHAN BANK LIMITED CD 06JUN19	06-Jun-19	0.22%
	INE112A16KU0	CORPORATION BANK CD 07JUN19	07-Jun-19	0.22%
2 MONTH CD	INE028A16BC5	BANK OF BARODA CD 14MAY19	14-May-19	0.78%
	INE562A16JI3	INDIAN BANK CD 14MAY19	14-May-19	0.78%
	INE040A16CF1	HDFC BANK LIMITED CD 15MAY19	15-May-19	0.78%
	INE141A16YW6	ORIENTAL BANK OF COMMERCE CD 13MAY19	13-May-19	0.78%
	INE160A16LR3	PUNJAB NATIONAL BANK CD 20MAY19	20-May-19	0.78%
	INE171A16HR8	THE FEDERAL BANK LIMITED CD 10MAY19	10-May-19	0.78%
	INE238A160B6	AXIS BANK LIMITED CD 10MAY19	10-May-19	0.78%
	INE556F16390	SMALL INDUSTRIES DEVELOPMENT BANK OF INDIA CD 15MAY19	15-May-19	0.78%
	INE092T16JO9	IDFC BANK LIMITED CD 10MAY19	10-May-19	0.78%
	INE095A16ZF6	INDUSIND BANK LIMITED CD 24MAY19	24-May-19	0.78%
	INE237A162H0	KOTAK MAHINDRA BANK LIMITED CD 24MAY19	24-May-19	0.78%
	INE683A16MA8	THE SOUTH INDIAN BANK LTD. CD 24MAY19	24-May-19	0.78%
	INE705A16RY8	VIJAYA BANK CD 24MAY19	24-May-19	0.78%
	INE434A16PQ5	ANDHRA BANK CD 16MAY19	16-May-19	0.78%
	INE112A16KT2	CORPORATION BANK CD 15MAY19	15-May-19	0.78%
2 MONTH CP	INE001A14UG8	HOUSING DEVELOPMENT FINANCE CORPORATION LTD 181D CP 20MAY19	20-May-19	1.82%
	INE733E14310	NTPC LIMITED 88D CP 17MAY19	17-May-19	1.82%
	INE242A14KT2	INDIAN OIL CORPORATION LIMITED 83D CP 14MAY19	14-May-19	1.82%
	INE261F14EX6	NATIONAL BANK FOR AGRICULTURE AND RURAL DEVELOPMENT 105D CP 10MAY19	10-May-19	1.82%
	INE002A14BV5	RELIANCE INDUSTRIES LIMITED 89D CP 20MAY19	20-May-19	1.82%
	INE134E14AJ5	POWER FINANCE CORPORATION LTD. 90D CP 13MAY19	13-May-19	1.82%
	INE481G14AH9	ULTRATECH CEMENT LIMITED 84D CP 16MAY19	16-May-19	1.82%
	INE601U14BC2	TATA MOTORS FINANCE LIMITED 79D CP 17MAY19	17-May-19	1.82%
	INE082G14374	MAITHON POWER LIMITED 88D CP 17MAY19	17-May-19	1.82%

	INE647O14BX4	ADITYA BIRLA FASHION AND RETAIL LIMITED 90D CP 16MAY19	16-May-19	1.82%
	INE442K14380	INDUS TOWERS LIMITED 83D CP 14MAY19	14-May-19	1.82%
	INE870H14GK2	NETWORK18 MEDIA AND INVESTMENTS LTD. 88D CP 10MAY19	10-May-19	1.82%
	INE982D14919	GODREJ AND BOYCE MANUFACTURING COMPANY LIMITED 91D CP 07MAY19	07-May-19	1.82%
	INE213A14071	OIL AND NATURAL GAS CORPORATION LIMITED 89D CP 22MAY19	22-May-19	1.82%
	INE019A14EY7	JSW STEEL LIMITED 180D CP 21MAY19	21-May-19	1.82%
3 MONTH CP	INE115A14BG6	LIC HOUSING FINANCE LIMITED 152D CP 12JUN19	12-Jun-19	0.51%
	INE019A14FE6	JSW STEEL LIMITED 173D CP 11JUN19	11-Jun-19	0.51%
	INE403G14KP5	STANDARD CHARTERED INVESTMENTS AND LOANS (INDIA) LIMITED 182D CP 14JUN19	14-Jun-19	0.51%
	INE261F14E05	NATIONAL BANK FOR AGRICULTURE AND RURAL DEVELOPMENT 179D CP 18JUN19	18-Jun-19	0.51%
	INE607M14293	TATA POWER RENEWABLE ENERGY LIMITED 146D CP 12JUN19	12-Jun-19	0.51%
	INE742F14HA6	ADANI PORTS AND SPECIAL ECONOMIC ZONE LIMITED 102D CP 07JUN19	07-Jun-19	0.51%
	INE233A14MV3	GODREJ INDUSTRIES LIMITED 91D CP 10JUN19	10-Jun-19	0.51%
	INE668E14920	HERO CYCLES LIMITED 90D CP 11JUN19	11-Jun-19	0.51%
	INE371K14779	TATA REALTY AND INFRASTRUCTURE LIMITED 91D CP 10JUN19	10-Jun-19	0.51%
	INE665L14277	VARROC ENGINEERING LIMITED 90D CP 11JUN19	11-Jun-19	0.51%
	INE205A14RG1	VEDANTA LIMITED 91D CP 10JUN19	10-Jun-19	0.51%
	INE755K14AN6	DALMIA CEMENT (BHARAT) LIMITED 90D CP 06JUN19	06-Jun-19	0.51%
	INE047A14453	GRASIM INDUSTRIES LIMITED 90D CP 06JUN19	06-Jun-19	0.51%
	INE192R14162	AVENUE SUPERMARTS LIMITED 90D CP 10JUN19	10-Jun-19	0.51%
	INE445L14A00	NABHA POWER LIMITED 90D CP 06JUN19	06-Jun-19	0.51%
1 MONTH CD				11.70%
1 MONTH CP				27.30%
CBLO				11.00%

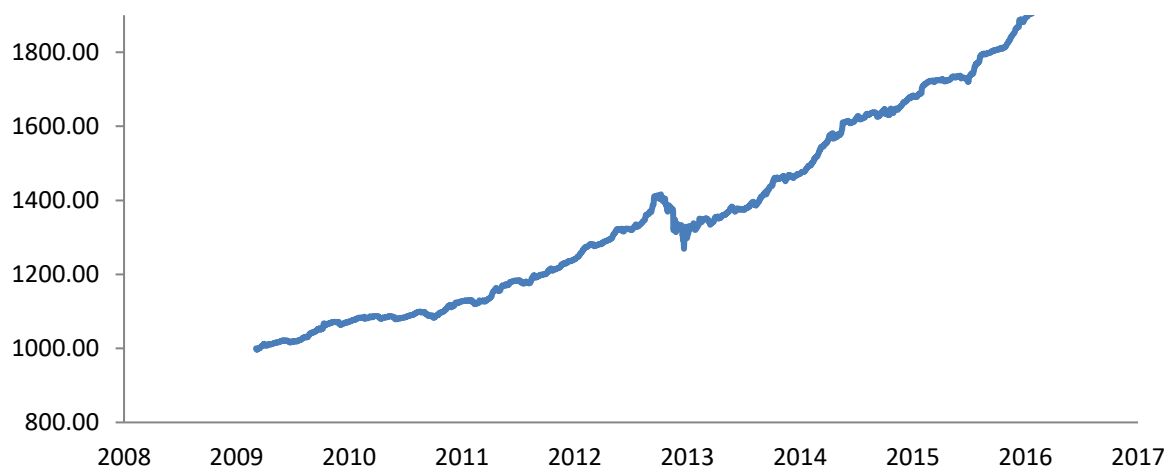
ICRA COMPOSITE BOND FUND INDEX

ICRA Composite Bond Fund Index tracks the performance of a portfolio comprising of the most liquid Corporate Bond and Government securities with residual maturity greater than 1 year

INDEX FEATURES

- ✘ Index is marked to market on a daily basis using 'IMaCS Corporate Bond Valuation' and IMaCS Gilt Valuation.
- ✘ Total Return Index which captures the clean price and the coupon returns of the underlying constituents
- ✘ All interim cash flows assumed to be reinvested in the index in the same proportion of the security allocations i.e. zero allocation to cash to all points of time.
- ✘ Index values are available on a daily basis including weekend and holidays.

ICRA COMPOSITE BOND INDEX



ICRA COMPOSITE BOND FUND INDEX CONTRIBUTION – MARCH 01, 2019

INDEX	ISIN	Security Name	Coupon	Final Redemption Date	Weight for Comp debt
AAA Long	INE787H07057	INDIA INFRASTRUCTURE FINANCE COMPANY LIMITED SR-X-A 9.41 NCD 27JL37 FVRS10LACLOAUPTO22OT12	9.41%	27-Jul-37	1.60%
	INE261F08AZ1	NATIONAL BANK FOR AGRICULTURE AND RURAL DEVELOPMENT SERIES LTIF 3D 8.54 BD 30JN34 FVRS10LAC	8.54%	30-Jan-34	1.60%
	INE040A08369	HDFC BANK LIMITED SR-1 7.95 BD 21SP26 FVRS10LAC	7.95%	21-Sep-26	1.60%
	INE514E08FG5	EXPORT IMPORT BANK OF INDIA SR-T-06 7.62 BD 01SP26 FVRS10LAC	7.62%	01-Sep-26	1.60%

	INE031A08681	HOUSING AND URBAN DEVELOPMENT CORPORATION LIMITED SR IV 2018 8.58 LOA 14FB29 FVRS10LAC	8.58%	14-Feb-29	1.60%
	INE752E08551	POWER GRID CORPORATION OF INDIA LIMITED SR I 8.24 LOA 14FB29 FVRS10LAC	8.24%	14-Feb-29	1.60%
	INE115A07NU6	LICHF 08.80% (Tranche 376) 25-Jan-2029	8.80%	25-Jan-29	1.60%
	INE774D08MA6	MAHINDRA AND MAHINDRA FINANCIAL SERVICES LIMITED	9%	06-Jun-26	1.60%
	INE906B07GO3	NATIONAL HIGHWAYS AUTHORITY OF INDIA SERIES V 8.49 BD 05FB29 FVRS10LAC	8.49%	05-Feb-29	1.60%
	INE090A08TT8	ICICI BANK LIMITED SR- DMY16LB 8.4 BD 13MY26 FVRS10LAC	8.4%	13-May-26	1.60%
	INE020B08BJ2	RECL 08.80% (Series VI) 22-Jan-2029	8.80%	22-Jan-29	1.60%
	INE848E07AN6	NHPC LIMITED	8.65%	08-Feb-29	1.60%
	INE053F07AC3	INDIAN RAILWAY FINANCE CORPORATION LIMITED SR-123 7.33 BD 28AG27 FVRS10LAC LOAUPTO28SP17	7.33%	28-Aug-27	1.60%
	INE017A08268	THE GREAT EASTERN SHIPPING COMPANY LIMITED	8.24%	10-Nov-26	1.60%
	INE733E07KI9	NTPC LIMITED SR-66 7.37 BD 14DC31 FVRS10LAC LOAUPTO27FB17	7.37%	14-Dec-31	1.60%
AAA Medium	INE002A08500	RELIANCE INDUSTRIES LIMITED SR-D 7.17 NCD 08NV22 FVRS10LAC LOAUPTO21NV17	7.17%	08-Nov-22	0.80%
	INE017A08243	THE GREAT EASTERN SHIPPING COMPANY LIMITED	8.7%	31-May-25	0.80%
	INE514E08DP1	EXPORT IMPORT BANK OF INDIA SR-R-01 9.65 BD 04AP24 FVRS10LAC	9.65%	04-Apr-24	0.80%
	INE906B07FG1	NATIONAL HIGHWAYS AUTHORITY OF INDIA SR V 7.6 BD 18MR22 FVRS10LAC	7.6%	18-Mar-22	0.80%
	INE756I07CK4	HDB FINANCIAL SERVICES LIMITED SRA/1(FX)131 8.8317 NCD 04MY22 FVRS10LAC	8.83%	04-May-22	0.80%
	INE020B08740	RURAL ELECTRIFICATION CORPORATION LIMITED SR-107 9.35 BD 15JU22 FVRS10LAC	9.35%	15-Jun-22	0.80%
	INE206D08154	NUCLEAR POWER CORPORATION OF INDIA LIMITED 8.56 NCD 15MR23 FVRS10LAC	8.56%	15-Mar-23	0.80%
	INE115A07DT9	LIC HOUSING FINANCE LIMITED 8.89 NCD 25AP23 FVRS10LAC LOA UPTO 05JU13	8.89%	25-Apr-23	0.80%
	INE752E07LY4	POWER GRID CORPORATION OF INDIA LIMITED 8.93 BD 20OT24 FVRS10LAC LOA UPTO 24FB15	8.93%	20-Oct-24	0.80%
	INE110L07088	RELIANCE JIO INFOCOMM LIMITED	8%	09-Apr-23	0.80%
	INE238A08401	AXIS BANK LIMITED SR-3 7.6 NCD 20OT23 FVRS10LAC	7.6%	20-Oct-23	0.80%
	INE733E07JO9	NTPC LIMITED SR-53 9.17 BD 22SP24FVRS10LAC LOA UPTO 13NV14	9.17%	22-Sep-24	0.80%
	INE090A08TU6	ICICI BANK LIMITED SR- DOT16LB 7.6 BD 07OT23 FVRS10LAC	7.6%	07-Oct-23	0.80%
	INE153A08030	MAHANAGAR TELEPHONE NIGAM LIMITED. SR3A 9.39 BD 26MR24 FVRS10LAC LOA UPTO 12MY14	9.39%	26-Mar-24	0.80%
INE936D07075	JAMNAGAR UTILITIES & POWER PRIVATE LIMITED 9.75 NCD 02AG24 FVRS10LAC LOA UPTO 04NV14	9.75%	02-Aug-24	0.80%	
AAA Short	INE001A07RP9	HOUSING DEVELOPMENT FINANCE CORPORATION LTD SR U-010 8.62 NCD 15OT20 FVRS10LAC	8.62%	15-Oct-20	0.80%
	INE020B08BK0	RURAL ELECTRIFICATION CORPORATION LIMITED SR 172 8.57 BD 20AG20 FVRS10LAC	8.57%	20-Aug-20	0.80%

	INE002A08526	RELIANCE INDUSTRIES LIMITED SR-F 7.07 NCD 24DC20 FVRS10LAC LOAUPTO06DC17	7.07%	24-Dec-20	0.80%
	INE261F08AM9	NATIONAL BANK FOR AGRICULTURE AND RURAL DEVELOPMENT SR-19 E 8.37 BD 03AG21 FVRS10LAC	8.37%	03-Aug-21	0.80%
	INE556F08JH3	SMALL INDUSTRIES DEVELOPMENT BANK OF INDIA SR-IV 8.4 BD 10AG21 FVRS10LAC	8.40%	10-Aug-21	0.80%
	INE134E08JA7	POWER FINANCE CORPORATION LTD. SR-167 7.3 BD 30JU20 FVRS10LAC	7.3%	30-Jun-20	0.80%
	INE756I07CJ6	HDB FINANCIAL SERVICES LIMITED SR 130 8.8044 NCD 10AG20 FVRS10LAC	8.8044%	10-Aug-20	0.80%
	INE053F07AK6	INDIAN RAILWAY FINANCE CORPORATION LIMITED	7.65%	15-Mar-21	0.80%
	INE481G08057	ULTRATECH CEMENT LIMITED 8.36 NCD 07JU21 FVRS10LAC	8.36%	07-Jun-21	0.80%
	INE954K08014	AIR INDIA LIMITED 9.13 NCD 26MR20 FVRS10LAC LOA UPTO 15JL10	9.13%	26-Mar-20	0.80%
	INE031A08657	HOUSING AND URBAN DEVELOPMENT CORPORATION LIMITED	8.23%	09-Jan-22	0.80%
	INE906B07FE6	NATIONAL HIGHWAYS AUTHORITY OF INDIA SR III 7.17 BD 23DC21 FVRS10LAC	7.17%	23-Dec-21	0.80%
	INE092T08EL3	IDFC BANK LIMITED	8.08%	14-Aug-20	0.80%
	INE514E08FK7	EXPORT IMPORT BANK OF INDIA SR-T-10 7.09 BD 02MR20 FVRS10LAC	7.09%	02-Mar-20	0.80%
	INE752E07MF1	POWER GRID CORPORATION OF INDIA LIMITED 8.2 BD 23JN22 FVRS10LAC LOA UPTO 19MR15	8.2%	23-Jan-22	0.80%

INDEX	ISIN	Security Name	Coupon	Final Redemption Date	Weight for Comp debt
AAA Short	IN0020060318	07.94 GS 2021	7.94%	24-May-21	1.35%
	IN0020100015	07.80 GS 2020	7.80%	03-May-20	2.05%
	IN0020110022	07.80 GS 2021	7.80%	11-Apr-21	1.85%
	IN0020110030	08.79 GS 2021	8.79%	08-Nov-21	2.27%
	IN0020120054	08.12 GS 2020	8.12%	10-Dec-20	2.08%
	IN0020140029	08.27 GS 2020	8.27%	09-Jun-20	2.00%
	IN0020180017	06.65 GS 2020	6.68%	09-Apr-20	1.19%
	IN0020180470	07.00 GS 2021	7.00%	21-Jan-21	0.22%
Medium Ter Index	IN0020180025	07.37 GS 2023	7.73%	16-Apr-23	0.47%
	IN0020180488	07.32 GS 2024	7.32%	28-Jan-24	0.12%
	IN0020160050	06.84 GS 2022	6.84%	19-Dec-22	1.16%
	IN0020150093	07.59 GS 2026	7.59%	11-Jan-26	1.39%
	IN0020130012	07.16 GS 2023	7.16%	20-May-23	0.90%
	IN0020020072	08.35 GS 2022	8.35%	14-May-22	0.90%
	IN0020090034	07.35 GS 2024	7.35%	22-Jun-24	1.06%
	IN0020140045	08.40 GS 2024	8.40%	28-Jul-24	1.05%
	IN0020150010	07.68 GS 2023	7.68%	15-Dec-23	1.03%
	IN0020060037	08.20 GS 2022	8.20%	15-Feb-22	0.67%
	IN0020030055	06.17 GS 2023	6.17%	12-Jun-23	0.16%
	IN0020120047	08.20 GS 2025	8.20%	24-Sep-25	1.05%
	IN0020120013	08.15 GS 2022	8.15%	11-Jun-22	0.97%

	IN0020130061	08.83 GS 2023	8.83%	25-Nov-23	0.97%
	IN0020110048	09.15 GS 2024	9.15%	14-Nov-24	1.08%
Long Ter Index	IN0020170174	07.17 GS 2028	7.17%	08-Jan-28	2.17%
	IN0020180454	07.26 GS 2029	7.26%	14-Jan-29	0.31%
	IN0020060078	08.24 GS 2027	8.24%	15-Feb-27	2.02%
	IN0020050012	07.40 GS 2035	7.40%	09-Sep-35	1.79%
	IN0020020106	07.95 GS 2032	7.95%	28-Aug-32	1.99%
	IN0020170042	06.68 GS 2031	6.68%	17-Sep-31	1.79%
	IN0020140052	08.24 GS 2033	8.24%	10-Nov-33	1.86%
	IN0020150077	07.72 GS 2055	7.72%	26-Oct-55	1.70%
	IN0020140078	08.17 GS 2044	8.17%	01-Dec-44	1.82%
	IN0020150069	07.59 GS 2029	7.59%	20-Mar-29	1.84%
	IN0020160019	07.61 GS 2030	7.61%	09-May-30	1.63%
	IN0020150044	08.13 GS 2045	8.13%	22-Jun-45	1.88%
	IN0020140011	08.60 GS 2028	8.60%	02-Jun-28	1.61%
	IN0020150028	07.88 GS 2030	7.88%	19-Mar-30	1.70%
	IN0020040039	07.50 GS 2034	7.50%	10-Aug-34	1.90%

ICRA 10 YEAR GILT INDEX

The ICRA 10 Year Gilt Index tracks the performance of the most liquid 10 year government security.

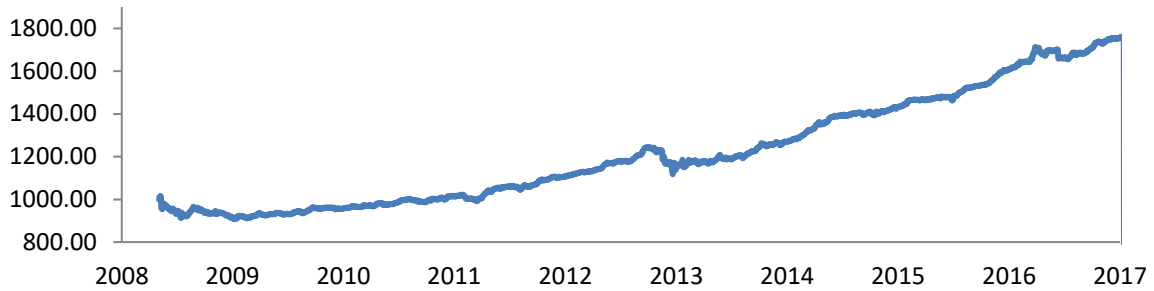
INDEX FEATURES

- ☒ Index is marked to market on a daily basis using 'IMaCS Gilt Valuation
- ☒ Total Return Index which captures the clean price and the coupon return of the underlying constituents
- ☒ All interim cash flows assumed to be reinvested in the index in the same proportion of the security allocation i.e. zero allocation to cash to all points of time.
- ☒ Index values are available on a daily basis including weekends and holidays.

INDEX CONSTITUENTS

SR.N O	ISIN	SECURITY NAME	FINAL REDEMPTION DATE	WEIGHTS
1	IN0020180454	07.26% GS 2029	14-Jan-29	100%

ICRA 10 YEAR GILT INDEX



DISCLAIMER

© IMACS Limited. All Rights Reserved Each IMACS Index (including, for the avoidance of doubt, its values and constituents) is the sole property of IMACS Limited. No IMACS Index may be copied, retransmitted or redistributed in any manner. A IMACS Index is not a recommendation to invest / disinvest in any security / entity covered in the Index and should not be construed as investment advice. While IMACS uses reasonable care in computing the IMACS Indices and bases its calculation on data that it considers reliable, IMACS does not warrant that any IMACS Index is error-free, complete, adequate or without faults. Anyone accessing and/or using any part of the IMACS Indices does so subject to the condition that: (a) IMACS is not responsible for any errors, omissions or faults with respect to any IMACS Index or for the results obtained from the use of any IMACS Index; (b) IMACS does not accept any liability (and expressly excludes all liability) arising from or relating to their use of any part of IMACS Indices.